

AUCTION

Wednesday, June 18, 2008

Beginning at 10:00am

901 East Main Street, Warsaw, KY 41095

(40 Miles Southwest of Cincinnati on Ohio River)

Preview: Tuesday, June 17, 2008, 10:00am to 4:00pm



Plant Closed

ATS LIGHT ALLOY WHEELS KENTUCKY, LLC “WORLD CLASS” ALUMINUM WHEEL MANUFACTURING FACILITY



- ▶ (6) COMPLETE CNC WHEEL MANUFACTURING CELLS
- ▶ WHEEL CELL CONVEYOR
- ▶ WHEEL CASTING MACHINES
- ▶ WHEEL ANNEALING FURNACES
- ▶ ALUMINUM REVERB MELTING FURNACES
- ▶ PRE-HEAT OVEN
- ▶ STAINLESS STEEL DIP TANK
- ▶ AUTOMATIC POWDER COATING LINE
- ▶ MANUAL POWER COAT LINES
- ▶ MISC. POWDER COAT EQUIPMENT
- ▶ PARTS WASHERS
- ▶ MESH BELT WASHER/DRYER

- ▶ ROBOTS
- ▶ TIRE SENSOR INSERTION SYSTEM
- ▶ SPRUE PUNCHES
- ▶ WHEEL X-RAY MACHINES
- ▶ LEAK TESTERS
- ▶ WHEEL TESTING EQUIPMENT
- ▶ WHEEL BALANCERS/TIRE CHANGER
- ▶ LAB EQUIPMENT
- ▶ COORDINATE MEASURING MACHINE
- ▶ OPTICAL COMPARATOR
- ▶ SHOT BLAST EQUIPMENT
- ▶ MISCELLANEOUS MACHINERY

- ▶ CENTRAL CHIP SYSTEM
- ▶ CENTRAL COOLANT SYSTEM
- ▶ WATER PUMP SYSTEMS
- ▶ COOLING TOWER
- ▶ CHILLED WATER TANKS
- ▶ WATER TREATMENT SYSTEM
- ▶ LIFT TRUCKS & RELATED
- ▶ CATWALKS
- ▶ VIDMAR TYPE SHELVING UNITS
- ▶ SHOP & SUPPORT EQUIPMENT
- ▶ OFFICE FURNITURE

Sale
Conducted by:

In Conjunction
with:



Cincinnati Industrial Auctioneers

NATIONWIDE SERVICE TO BUSINESS AND INDUSTRY SINCE 1961

2020 Dunlap St., Cincinnati, OH 45214

Phone: 513-241-9701 • Toll Free: 800-497-9701 • www.CIA-AUCTION.com

(6) COMPLETE CNC WHEEL MANUFACTURING CELLS

WHEEL CELL NO. 6

(2) **OKUMA WHEELMASTER V LAW-V24 FOUR-AXIS CNC VERTICAL WHEEL TURNING CENTERS**; S/N 111978 & 111980, Okuma OSP-E100L Control, 26" Diameter Logan MMK 3-Jaw Wheel Chucks, 31.5" Max Swing Over Bed, 25.98" Max Turning Diameter, 24" Max Workpiece Size, Spindle Speeds to 3,000 RPM, 25.98" Left & Right Carriage Travels, 14.57" Left & Right Turret Cross Slide Travels, (2) 6-Position Turrets, 60 HP Spindle Drive, Coolant Pumps (New 2005)

CHIRON TYPE WM-08 HIGH SPEED TRUNION TABLE VERTICAL WHEEL MACHINING CENTER; S/N 256-88, Fanuc 18i-MB5 Control, Cat 40 Taper Spindle, 12-Station Tool Magazine, Renishaw Probe Head, Trunion Style Table Adj., 14" - 24" Diameter, 31.4" X-Axis, 20.4" Y-Axis, 24.8" Z-Axis, Spindle Speeds to 12,000 RPM, Knoll Coolant Pump (New 2004)


FANUC MDL. R2000IA/165F SIX-AXIS CNC ROBOT; Fanuc System R-J3iB Control w/Teach Pendant, Pneumatic Wheel Clamps (New 2005)

FANUC WHEEL ROTATOR/UPENDER; Pneumatic Pick-Off Robot, Heavy Steel Conveyor Base, Light Curtains

MONSATO MIST GARD SIZE MG-3900FW MIST COLLECTOR; 3,900 CFM, Duct Work



(2) Okuma Wheelmaster CNC Vertical Wheel Turning Centers



Fanuc CNC Robot



Chiron High Speed Trunion Table Vertical Wheel Machining Center



Fanuc Wheel Rotator/Upender

WHEEL CELL NO. 2

(2) **OKUMA WHEELMASTER LAW-2S FOUR-AXIS CNC WHEEL TURNING CENTERS**; S/N's 113312 & 113311, Okuma OSP-U100L Control, 22" Diameter MMK 3-Jaw Wheel Chucks, 6-Position Upper & 4-Position Lower Turrets, 31.1" Swing Over Bed, 24.41" Swing Over Carriage, 24.8" Max Turning Diameter (Upper Turret), 20" Max Wheel Diameter, Spindle Speeds to 3,000 RPM, 34" Upper Turret Carriage Travel, 14.96" Upper Turret Cross Slide Travel, 35.35" Lower Turret Carriage Travel, 9.84" Lower Turret Cross Slide Travel, 60 HP Spindle Drive (New 12/2004)

CHIRON TYPE WM-05.2 HIGH SPEED CNC TRUNION TABLE VERTICAL WHEEL MACHINING CENTER; S/N 235-48, GE Fanuc 18i-MB5 Control, 6-Position Tool Magazine, Renishaw Probe, No. 40 Taper Spindle, Trunion Style Table w/ Clamping from 14" - 20" Diameter, 21.6" X-Axis, 18.5" Y-Axis, 16.73" Z-Axis, Spindle Speeds to 12,000 RPM, Knoll Coolant Pump (New 2004)

FANUC MDL. R-2000IA/165F SIX-AXIS CNC ROBOT; S/N R04Z06503, System R-J3iB Control w/ Teach Pendant, Pneumatic Wheel Clamps, Heavy Steel Base (New 12/2004)

FANUC WHEEL ROTATOR/UPENDER; Pneumatic Pick-Off Robot, Heavy Steel Conveyor Base, Light Curtains

MONSATO MIST GARD SIZE MG-3900FW MIST COLLECTOR; 3,900 CFM, Duct Work



(2) Okuma Wheelmaster Four-Axis CNC Wheel Turning Centers



Chiron Vert. Wheel Machining Center



Fanuc Six-Axis CNC Robot



Fanuc Wheel Rotator/Upender

WHEEL CELL NO. 5

(2) **OKUMA WHEELMASTER V LAW-V24 FOUR-AXIS CNC VERTICAL WHEEL TURNING CENTERS**; S/N's 109051 & 109049, Okuma OSP-E100L CNC Control, 26" Logan MMK 3-Jaw Wheel Chucks, 31.5" Max Swing Over Bed, 25.98" Max Turning Diameter, 24" Max Workpiece Size, Spindle Speeds to 3,000 RPM, 25.98" Left & Right Carriage Travels, 14.57" Left & Right Turret Cross Slide Travels, (2) 6-Position Turrets, Dual Rear Chip Conveyors, Coolant Tanks & Pumps (New 2004)

CHIRON TYPE WM-08 HIGH SPEED CNC TRUNION TABLE VERTICAL WHEEL MACHINING CENTER; S/N 256-49, GE Fanuc 18i-M CNC Control, Cat 40 Taper Spindle, 12-Station Tool Changer, Renishaw Probe Head, Trunion Style Table w/ Clamping Adj., from 14" - 22.5" Diameter, 31.4" X-Axis, 20.4" Y-Axis, 24.8" Z-Axis, Spindle Speeds to 12,000 RPM, Knoll Coolant Pump (New 2004)

FANUC MDL. R-2000QIA/165F SIX-AXIS CNC ROBOT; S/N R02706474, Pneumatic Wheel Clamps, System R-J3iB Control w/Teach Pendant

FANUC WHEEL ROTATOR/UPENDER; Mounted on Heavy Steel Base w/ Conveyor


MONSATO MIST GARD SIZE MG-3900FW MIST COLLECTOR; 3,900 CFM, Duct Work



(2) Okuma Wheelmaster CNC Vertical Wheel Turning Centers




Chiron High Speed CNC Trunion Table Vertical Wheel Machining Center



Fanuc Six-Axis CNC Robot



Monsato Mist Collector



Fanuc Wheel Rotator/Upender

WHEEL CELL NO. 1

(2) **OKUMA WHEELMASTER LAW-2S FOUR-AXIS CNC WHEEL TURNING CENTERS**; S/N's 2002 & 2034, Okuma OSP-7000L CNC Control, 22" Diameter MMK 3-Jaw Wheel Chucks, 6-Position Upper & 4-Position Lower Turrets, 31.1" Swing Over Bed, 24.41" Swing Over Carriage, 24.8" Max Turning Diameter (Upper Turret), 20" Max Wheel Diameter, Spindle Speeds to 3,000 RPM, 34" Upper Turret Carriage Travel, 14.96" Upper Turret Cross Slide Travel, 35.35" Lower Turret Carriage Travel, 9.84" Lower Turret Cross Slide Travel, 60 HP Spindle Drive (New 1995, Infinity Rebuild 2003)

CHIRON TYPE WM05.2 HIGH SPEED CNC TRUNION TABLE VERTICAL WHEEL MACHINING CENTER; S/N 234-95, GE Fanuc 18i-M CNC Control, 6-Position Tool Changer, No. 40 Taper Spindle, Trunion Style Table w/ Clamping from 14" - 20" Diameter, 21.6" X-Axis, 18.5" Y-Axis, 16.73" Z-Axis, Spindle Speeds to 12,000 RPM, Knoll Coolant Pump (New 2003)


FANUC TYPE R-2000IA/165F SIX-AXIS CNC ROBOT; S/N N/A, System R-J3iB Control w/Teach Pendant, Pneumatic Wheel Clamps, Heavy Steel Base

FANUC WHEEL ROTATOR/UPENDER; Mounted on Heavy Steel Base w/Conveyor, Light Curtains


MONSATO MIST GARD SIZE MG-3900FW MIST COLLECTOR; 3,900 CFM, Duct Work



(2) Okuma Wheelmaster Four-Axis CNC Wheel Turning Centers



Chiron CNC Vertical Wheel Machining Center



Fanuc Six-Axis CNC Robot

TO SCHEDULE AN AUCTION OR APPRAISAL

CALL 818.508.7034

**(6) COMPLETE CNC WHEEL MANUFACTURING CELLS • WHEEL CELL CONVEYOR
WHEEL CASTING MACHINES • WHEEL ANNEALING FURNACES**

WHEEL CELL NO. 4

(2) OKUMA WHEELMASTER LAW-2S FOUR-AXIS CNC WHEEL TURNING CENTERS; S/N's 2032 & 2005, Okuma OSP-7000L CNC Control, 22" Diameter MMK 3-Jaw Wheel Chucks, 6-Position Upper & 4-Position Lower Turrets, 31.1" Swing Over Bed, 24.41" Swing Over Carriage, 24.8" Max Turning Diameter (Upper Turret), 20" Max Wheel Diameter, Spindle Speeds to 3,000 RPM, 34" Upper Turret Carriage Travel, 14.96" Upper Turret Cross Slide Travel, 35.35" Lower Turret Carriage Travel, 9.84" Lower Turret Cross Slide Travel, 60 HP Spindle Drive (New 1995 – Infinity Rebuild 2003)

CHIRON TYPE WM-05.2 HIGH SPEED CNC TRUNION TABLE VERTICAL WHEEL MACHINING CENTER; S/N 235-82, GE Fanuc 18i-MB5 Control, 6-Position Tool Magazine, Renishaw Probe, No. 40 Taper Spindle, Trunion Style Table w/ Clamping from 14" – 20" Diameter, 21.6" X-Axis, 18.5" Y-Axis, 16.73" Z-Axis, Spindle Speeds to 12,000 RPM, Knoll Coolant Pump (New 2004)

FANUC MDL. R-2000IA/165F SIX-AXIS CNC ROBOT; S/N N/A, System RJ-3iB Control w/ Teach Pendant, Pneumatic Wheel Clamps, Heavy Steel Base (New 2005)

FANUC WHEEL ROTATOR/UPENDER; Pneumatic Pick-Off Robot, Heavy Steel Conveyor Base, Light Curtains



(2) Okuma Wheelmaster Four-Axis CNC Wheel Turning Centers


Chiron CNC Vert. Wheel Mach. Center

Fanuc Six-Axis CNC Robot

Fanuc Wheel Rotator/Upender

WHEEL CELL NO. 3

(2) OKUMA WHEELMASTER LAW-2S FOUR-AXIS CNC WHEEL TURNING CENTERS; S/N's 2007 & 2018, Okuma OSP-7000L CNC Control, 24" Diameter MMK 3-Jaw Wheel Chucks, 6-Position Upper & 4-Position Lower Turrets, 31.1" Swing Over Bed, 24.41" Swing Over Carriage, 24.8" Max Turning Diameter (Upper Turret), 20" Max Wheel Diameter, Spindle Speeds to 3,000 RPM, 34" Upper Turret Carriage Travel, 14.96" Upper Turret Cross Slide Travel, 35.35" Lower Turret Carriage Travel, 9.84" Lower Turret Cross Slide Travel, 60 HP Spindle Drive (New 1995)



(2) Okuma Wheelmaster Four-Axis CNC Wheel Turning Centers

WHEEL CELL CONVEYOR

200' LIVE ROLLER CELL TRANSFER CONVEYOR LINE CONSISTING OF: 26" Wide Conveyor Upper & Lower Runs, (8) Diverter/Return Stations, Eye Sensor Units, Electrics, Portman Elevator Systems, Drive Stands, Controls

WHEEL CASTING MACHINES

(4) LPM MDL. PBD TYPE PBD-1500 LOW PRESSURE TWIN RAM ALUMINUM WHEEL CASTING MACHINES W/ELECTRIC HOLDING REFRACTORY FURNACE; S/N's B48/03/04, B46/04, B/33/03, & N/A, 4+8 Column Vertical Press w/ an Independent Dual Motion System that Allows Machine Simultaneous or Alternate Castings, 24" Diameter Max Wheel Capacity, (2) 33"LR X 42 1/2"FB Top Platens, 66"FB X 96"LR Bed Size, (2) Machines w/ 41 1/2" X 78"LR T-Slotted Bolster Plates, (2) Machines w/ Bed Mounted Hydraulic Die Clamping Fixtures, 1,300 MM Platen Stroke, 250 KN Ejection Force, Track Mounted Roll-In Electric Holding Pressure Furnace, 1,500 KG Capacity, Allen Bradley Versa-View 1500M Programmable Controls (New 2004)

(11) LPM MDL. BP3 LOW PRESSURE SINGLE RAM WHEEL CASTING MACHINES; S/N's B06125-02-06 (2006), B06125-01-06 (2005), B82-06-05 (2005), B82-07-05 (2005), B82-08-05 (2005), B73-05-05 (2005), B49-01-05 (2005), B49-02-05 (2005), B49-03-05 (2005), B73-03-06 (2005) & B34-03 (2004), 4+4 Column Vertical Press Placed Above Electric Holding Refractory Furnace, 48" X 48" Top Platen, 69"FB X 102"LR Bed Size, (6) Machines w/ 51"FB X 59"LR T-Slotted Bolster Plates, (5) Machines w/ 4-Position Hydraulic Die Clamping Fixtures, 24" Max Diameter Wheel Capacity, 250 KN Ejector Force, Track Mounted Roll-In Electric Holding Pressure Furnace w/ Tilting Mechanism, Allen Bradley Mdl. Panelview 1500M Programmable Controls (New 2004-2006)

(2) GIMA TYPE GIMATEK 800W LOW PRESSURE SINGLE RAM ALUMINUM WHEEL CASTING MACHINES W/ELECTRIC HOLDING REFRACTORY FURNACE; S/N's SMKY5532006 & SMKY5542006, Vertical Hydraulic 4-Column Press Design w/Bottom Mounted Electric Holding Furnace, 39"FB X 43"LR Top Platen, 56"FB X 94"LR Bed Size, 39" X 39" T-Slotted Bolster Plate, 24" Max Diameter Wheel Capacity, Track Mounted Striko Westofen Electric Holding Furnace, Rittal Programmable Controls (New 2006)


WHEEL ANNEALING FURNACES

100' LOI THERMOPROCESS OVERHEAD RACK TYPE NATURAL GAS FIRED ALUMINUM WHEEL ANNEALING FURNACE; 100' Approx. Length, 48" X 72" Rack Size, 18-Wheel Capacity per Rack (New 2006)


50' LONG EBNER GAS FIRED ROLLER HEARTH PASS THRU TYPE ALUMINUM WHEEL ANNEALING FURNACE; 96" Wide Live Roller Conveyor, Infeed-Pass Thru & Outfeed Conveyor System, Will Accommodate 88 1/2" Wide X 68" Tall X 65 1/2" Deep Wheel Holding Rack, Hydraulic Door Openers, Touch Screen Controls





(4) LPM Low Pressure Twin Ram Aluminum Wheel Casting Machines w/Electric Holding Refractory Furnace



(11) LPM Low Pressure Single Ram Wheel Casting Machines



100' LOI Thermoprocess Overhead Rack Type Natural Gas Fired Aluminum Wheel Annealing Furnace



(2) Gima Low Pressure Single Ram Aluminum Wheel Casting Machines



50' Long Ebner Gas Fired Roller Hearth Pass Thru Type Aluminum Wheel Annealing Furnace



Oven Wheel Racks

ALUMINUM REVERB MELTING FURNACES

65,000 LB HI T.E.Q. NATURAL GAS SOW HEARTH REVERB ALUMINUM MELTING FURNACE; S/N 3422, 6,600 LB per Hour Melt Rate, Chip Wells, Pressure Pump Wells, Controls (New 2004)

85,500 LB HI T.E.Q. NATURAL GAS SOW HEARTH REVERB ALUMINUM MELTING FURNACE; 7,500 LB per Hour Melt Rate, Chip Wells, Pressure Pump Wells, Controls (New 1995)

10' LAUNDER SECTION (New 2004)

(2) PYROTEK LADDER AGITATORS (New 2004)

MISC. FURNACE REPAIR PARTS & SUPPLIES

PRE-HEAT OVEN

12' WIDE X 12' DEEP X 7' HIGH NATURAL GAS FIRED PRE-HEAT OVEN; 10' X 10' Track Mounted, Roll-In Cart, Hydraulic Cylinder Door Lift, Honeywell Digital Temperature Controllers

STAINLESS STEEL DIP TANK

25' WIDE X 6' FRONT TO BACK X 7' DEEP STAINLESS STEEL DIP TANK RECIRCULATING WATER PUMP SYSTEM; Plate Type Heat Exchanger

AUTOMATIC POWDER COATING LINE

WAGNER MDL. ICF-8000 PASS-THRU AUTOMATIC STAINLESS STEEL POWDER COAT BOOTH; S/N 233 (4) Wagner EPG-2008 Vertical Automatic Guns w/ Controls, CCM & CGM 2007 Control Units, 31" Wide Windows, 36" High to Booth Floor, 28" High to Conveyor, 10' Tunnel Length, Type 3120652 Main Control, Type ICF Filter System (New 2006)

NUTRO TYPE WHEEL FINISHING SYSTEM NATURAL GAS FIRED CURE OVEN; S/N 35005, 26' Long Two-Pass Section, 60' Four-Pass Modular Panel Section, 400 Degree Max Temperature, 26" X 17" Windows, Splits into 78" Wide Sections, PLC Control (New 2006)

600' APPROX. NUTRO ON EDGE CONVEYOR SYSTEM; 28" Centers, 20" Spindle Height, Overhead Line Transfer Robot from Section, PLC Control

24" X 64' X 10' HIGH MODULAR CLEAN ROOM; Drop Ceiling, Lights, Additional 12' X 20' Supply Storage Room, Doors, Exhaust

MANUAL POWER COAT LINES

(6) PARKER FABRICATED STAINLESS STEEL CROSS DRAFT POWDER COAT BOOTHS; (2) w/ (3) GX-355A Guns & Controls w/ Hoppers, (3) w/ (2) Iontech GX-365 Guns & Controls (1) w/ (3) Iontech GX-365 Guns & Controls, 12" Wide Conveyor, 28" Wide X 14" High Windows, 8' Booth Length, Rollaway Reclaim, Allen Bradley Panelview 600 PLC Controls

(6) MFG. UNKNOWN ELECTRIC FIRED TWO-CHAMBER MESH BELT CURE OVENS; Each w/ 42" Wide Mesh Belt, 16" Max Height, 45' Long Entry Chamber, 20' Exit Chamber, (2) Central Controls Panels for (3) Ovens Each, Exhaust, Electrics, 6-Digital Temperature Controls, Allen Bradley Panelview 600 PLC Controls

MISCELLANEOUS POWDER COAT EQUIPMENT

ARCO MDL. PB-15HBKT CENTRAL VACUUM SYSTEM; S/N 082504, 15 HP Motor, Cyclone

100'S OF FEET XENOROL 26" WIDE LIVE ROLLER POWDER COAT BOOTH FEED CONVEYOR; w/ Diverters, Elevators, Pro-Max CP-4 Panelview 1500 Control

PARTS WASHERS

(2) GEORGE KOCH & SONS STAINLESS STEEL L-SHAPED 12-STAGE PASS-THRU WASHERS; Job NO. 913-5219, 30" X 60" Windows, 100' Straight Line Section w/9-Stages, 35' L-Section w/ 3-Stages, 8' Hot Air Blow Off Exit Section w/ Air Force 1 Blowers, Overhead Conveyor w/ Hooks on 32" Centers, Various Size Transfer Heat Exchangers on Stages 1, 2, 3, 5, 8 & 10, Gusher Pumps from 5 HP to 25 HP, Allen Bradley Panelview 1500 PLC Control Panel, Continuous Loop Conveyor System (New 2004)

(2) GEORGE KOCH & SONS MODULAR PANEL ELEVATED TWO-PASS NATURAL GAS FIRED DRY-OFF OVENS; Job No. 913-5219, 40"L X 10'H X 16"W Overall Dimensions, 6' X 20' Floor Side Window, 13' High Fabricated Steel Base, 32" Wide Modular Panels, Exhaust (New 2004)

UNDERWRITERS LABORATORY MDL. 1150W NATURAL GAS FIRED BOILER SYSTEM; S/N 29255, Blower Assembly AP-157847, Pump Unit

100'S STAINLESS STEEL 5' HIGH STRUCTURAL CONSTRUCTION WASHER RACKS

MESH BELT WASHER/DRYER

30" WIDE GEORGE KOCH & SONS STAINLESS STEEL NATURAL GAS FIRED MESH BELT WASHER & DRY-OFF OVEN; Job No. 914-S309, Single Stage Stainless Washer w/ 16" Max. Part Height & 20' Tunnel Length, Stainless Steel Oven w/ Hot Air Blow-Off, 14" Max Height, Blow-Off Systems Inc. Air Force 1 Blow Off Unit w/ 60" Chamber, 25' Oven Chamber, 20 Min. Purge Time, Overhead Heater System, Allen Bradley Panelview 1500P PLC Control, Independent Belts & Drives (New 2005)




65,000 LB HI T.E.Q. Aluminum Melting Furnace



85,500 LB HI T.E.Q. Aluminum Melting Furnace



10' Launder Section




(2) Pyrotek Ladder Agitators



Arco Central Vacuum System



Natural Gas Fired Pre-Heat Oven



Stainless Dip Tank Recirculating Water Pump System



Wagner Automatic Stainless Steel Powder Coat Booth



Nutro Type Wheel Finishing System



600' Approx. Nutro on Edge Conveyor System



(6) Parker Cross Draft Powder Coat Booths



(6) Electric Fired Two-Chamber Mesh Belt Cure Ovens



(2) George Koch & Sons Stainless Steel Washers



(2) George Koch & Sons Natural Gas Fired Dry-Off Ovens



Underwriters Laboratory Natural Gas Fired Boiler System

TO SCHEDULE AN AUCTION OR APPRAISAL

CALL 818.508.7034

**ROBOTS • TIRE SENSOR INSERTION SYSTEM • SPRUE PUNCHES • WHEEL X-RAY MACHINES • LEAK TESTERS
WHEEL TESTING EQUIPMENT • WHEEL BALANCERS/TIRE CHANGER**



30" Wide George Koch & Sons Washer & Dry-Off Oven



4 AVAILABLE

(4) Fanuc Six-Axis CNC Parts Manipulator Robots



Dominion Technologies Tire Sensor Insertion Machine



2 AVAILABLE

(2) Umformtechnik Hyd. Power Spruing Presses



General Electric Inspection Technologies X-Ray Inspection Machine



2 AVAILABLE


(2) Andrex Aluminum Wheel X-Ray Inspection Systems



Ridge X-Ray Cabinet Inspection Machine



VDH Mdl. Spectrotester 150-ER Vacuum Leak Detector



VDH Mdl. Spectrotester 190-ER-01 Vacuum Leak Detector



Kokusai Fully Automatic Wheel Runout Uniformity Tester



Goal Radial Fatigue Test Machine



Goal Testing Machine



Goal Wheel Impact Test Mach.



United Testing Machine




Coats Wheel Balancer



Akron Standard Computer Wheel Balancer



Wheel Balancer



Coats Tire Changing Mach.

ROBOTS

(4) **FANUC MDL. R-2000IA/165F SIX-AXIS CNC PARTS MANIPULATOR ROBOTS;** S/N's R04106056, R04106057, R04706709, & N/A, System R-J3iB Control w/ Teach Pendant, Wheel Gripper Fingers, 5' High Heavy Steel Riser Columns (New 2004)

(2) **FANUC MDL. M-900IA-350 TRACK MOUNTED ROBOTS;** S/N's R0484310 & N/A, 176" Track Travel, Fanuc System R-J3iB Control (New 2004)

TIRE SENSOR INSERTION SYSTEM

DOMINION TECHNOLOGIES GROUP TPMS FULLY AUTOMATIC TIRE SENSOR INSERTION MACHINE; Entry Vision Inspection Station, Orient & Sensor Apply Stations, Read Station, TPM Banding Station, Orient & Label Apply Station, Chain Lift Stations, Robot & TAB Removal Station, Magazine Load Conveyors, Allen Bradley Panelview 1000 PLC Control (New 2006)

FANUC MDL. R-2000IA/165 SIX-AXIS CNC PARTS ROBOT; System R-J3iB Control w/Teach Pendant (New 2003)

SPRUE PUNCHES

(2) **UMFORMTECHNIK HYDRAULIC POWER SPRUING PRESSES;** S/N's 02623-001 & N/A, Panelview 300 Control, 22/26.4 KW Hydraulic Systems, Upacting Ram, Automatic Feed Conveyors (New 2005)

WHEEL X-RAY MACHINES

GENERAL ELECTRIC INSPECTION TECHNOLOGIES MDL. DP-500XL 3.2 WHEEL X-RAY INSPECTION MACHINE; S/N A584620, 13" Min. Wheel Diameter, 25" Max. Wheel Diameter, X-Ray: 150 Volts, Equipment: 150 KV, 17 1/2" High X 28" Wide Entrance Opening w/ Blume-Rollen Loading Roller Conveyor System, Pantak Seifert X-Ray Systems Monitor, GE X-Ray Power Supply, Siemens Mdl. SCD1597 Dual Screen/Dual Control Central Control Station (New 2006)

GENERAL ELECTRIC INSPECTION TECHNOLOGIES MDL. DP-500-4.3 WHEEL X-RAY INSPECTION MACHINE; S/N A584540, 13" Min. Wheel Diameter, 20" Max. Wheel Diameter, X-Ray: 150 Volts, Equipment: 160 KV, 22 1/2" Wide X 18" High Entrance Door w/ Blume-Rollen Loading Roller Conveyor, Pantak Seifert X-Ray Systems Monitor, Acgfa X-Ray Power Supply, Siemens Mdl. SCD1597 Dual Screen/Dual Control Central Control System (New 2003)

(2) **ANDREX ALUMINUM WHEEL X-RAY INSPECTION SYSTEMS;** PC Based Programmable Controls, Andrex Vision Inspection Systems to Identify Wheel Size & Type, 23" Wide X 18" High Entrance Door, Wheel Loading & Unloading Conveyors

RIDGE X-RAY CABINET INSPECTION MACHINE; TFI Corporation X-Ray Power Supply, Gemini II Controls

LEAK TESTERS

VDH MDL. SPECTROTESTER 150-ER AUTOMATIC VACUUM LEAK DETECTOR; S/N 8.11300, 27.5 KW Vacuum Power Supply, 26" Diameter X 15" High Chamber, 3-Station Rotary Workpiece Load/Unload Fixture, Siemens Simatic MP-270 PLC Control, Load & Unload Conveyors (New 2005)

VDH MDL. SPECTROTESTER 190-ER-01 AUTOMATIC VACUUM LEAK DETECTOR; S/N 80.1500, 22 KW Vacuum Power Supply, 24" Diameter X 12" High Approx. Chamber Area, 3-Station Rotary Workpiece Load/Unload Fixture, Siemens Simatic PLC Control, Load & Unload Conveyor, Kaeser SM-11 Air Compressor (New 1996)

WHEEL TESTING EQUIPMENT

KOKUSAI MDL. FARC-6142W FULLY AUTOMATIC WHEEL RUNOUT UNIFORMITY TESTER; S/N 36C0650, Proface PLC Control, Load/Offload/Reset Conveyors (New 2005)

GOAL MDL. RTM-AC-2S RADIAL FATIGUE TEST MACHINE; S/N 61, Twin Station, PC Based Control

GOAL ROTARY FATIGUE TESTING MACHINE; 32" Diameter Rotary Table, PC Based Control

GOAL MDL. 1TM-1S0-SAE WHEEL IMPACT TEST MACHINE; S/N 45

UNITED MDL. STM-10 TENSILE TESTING MACHINE; S/N 79551

AFP IMAGING MDL. MINI NDT X-RAY FILM PROCESSING MACHINE

WHEEL BALANCERS/TIRE CHANGER

COATS MDL. 950 DIRECT DRIVE WHEEL BALANCER; S/N 0695346695, Computer Balance Digital Control

AKRON STANDARD MDL. 100FX-SPC-486-WUA COMPUTER WHEEL BALANCER; S/N WUA-233/W (New 1995)

BALANCE TECHNOLOGY MDL. VNR-100 COMPUTER WHEEL BALANCER; S/N 11641, Allan Bradley Versa View 1200M Programmable Control

COATS MDL. 506A RIM CLAMP TIRE CHANGING MACHINE; S/N 0695106911

**LAB EQUIPMENT • COORDINATE MEASURING MACHINE • OPTICAL COMPARATOR • SHOT BLAST EQUIPMENT • MISC. MACHINERY
CENTRAL CHIP SYSTEM • CENTRAL COOLANT SYSTEM • WATER PUMP SYSTEMS**



Spectro Mdl. Lab Spark Analyzer Vision System



Giddings & Lewis/Sheffield Coord. Measuring Machine




36" X 72" Mojave Granite Surface Plate




72" Wide Zero Shot Blast Cabinet



75 HP Premelt Systems Chip Crusher



Evapco Cooling Tower



36" W X 535" Overall Length Conveyor




Barnes 1,800 GPM Water Soluble Coolant/2,200 LB Aluminum Chips/Hour Central Coolant System



Stainless Steel & Plastic Water Immersion Tanks



Elecurn Portable Electric Vacuum Test Furnace



24" Dake Johnson Vert. Metal Cutting Band Saw



Premelt Systems Chip Wringer

LAB EQUIPMENT

SPECTRO MDL. LAB SPARK ANALYZER VISION SYSTEM; S/N 115987/03
OLYMPUS MDL. PME-3 MICROSCOPE; Polaroid Camera Attachment
BUEHLER ECONOMET 3 VARIABLE SPEED GRINDER POLISHER
BUEHLER SIMPLIMENT 2 MOUNTING PRESS
BUEHLER AUTOMET 2 POWER HEAD
(2) 72" WIDE ATOTECH SALT SPRAY CABINETS
VARIOUS SIZE STAINLESS STEEL & PLASTIC WATER IMMERSION TANKS
GRAVELOMETER MDL. OGR COATING CHIPPING RESISTANCE TESTER; S/N 95-898-14-G
36" X 72" MOJAVE GRANITE SURFACE PLATE W/STAND

COORDINATE MEASURING MACHINE

GIDDINGS & LEWIS/SHEFFIELD MDL. CORDAX RS-30-DCC COORDINATE MEASURING MACHINE; S/N A-0894-0695, 32" X 42" Table, Renishaw Touch Probe, PC Computer System

OPTICAL COMPARATOR

24" SPI QUADRA-CHEK II OPTICAL COMPARATOR & MEASURING MACHINE; Two-Axis Digital Readout

SHOT BLAST EQUIPMENT

72" WIDE ZERO MDL. BNP720P SHOT BLAST CABINET; S/N 52654, 48" Diameter Rotary Table, Complete w/ Shot Blast Pressure Pot & Dust Collection System (New 2005)
9' WIDE X 8' HIGH X 14' DEEP DOUBLE SHOT BLAST ROOM W/BCP DUST COLLECTION SYSTEM

MISCELLANEOUS MACHINERY

24" WELDER AUTOMATION INC. MOTORIZED WELDING POSITIONER; Manual Tilt, Variable Speed, Foot Pedal Control
(2) 24" DIAMETER MANUAL WELDING POSITIONING TABLES; Pneumatic Tilt
48" X 48" GSE MDL. 550 DIGITAL ABOVE GROUND PLATFORM SCALE
GALBREATH MDL. POS64000 HYDRAULIC TRASH COMPACTOR; S/N PSC001
CURTIS BENCH MOUNTED HYDRAULIC HOSE CUT-OFF SAW
450 AMP MILLER GOLD STAR 452 CC DC WELDING POWER SOURCE W/LEADS; Complete w/ Tig Torch, Hoses & Gauge
(7) 150 LB KNIGHT TROLLEY MOUNTED PNEUMATIC TOOL BALANCERS
ELECURN MDL. #2 ANALP TYPE VAC PORTABLE ELECTRIC VACUUM TEST FURNACE; S/N 3036, 1,000 Degree Centigrade
24" DAKE JOHNSON MDL. VH-24 VERTICAL METAL CUTTING BAND SAW; S/N 195745, 26" X 26" T-Slotted Power Feed Work Table, Blade Welder

CENTRAL CHIP SYSTEM

75 HP PREMELT SYSTEMS TYPE 6831-OXR CHIP CRUSHER; Fabricated Steel Load/Offload Chutes
36" W X 535" OVERALL LENGTH CONVEYOR; 252" Flat Load Section, 144" Clear Discharge Height
12" W X 279" HORIZ. SPROCKET CENTER DRAG FLIGHT CONVEYOR; From Crusher to Wringer, 96" Clear Height
12" W X 195" HORIZ. SPROCKET CENTER DRAG FLIGHT CONVEYOR; From Wringer to Offload
PREMELT SYSTEMS CHIP WRINGER; 30 HP Motor, 24' Auger Type Incline Load Conveyor
50 HP PREMELT SYSTEMS CHIP BLOWER SYSTEM; Piping Cyclone, Electrics, 20' Incline Offload Conveyor
PRAB CHIP RECLAIM UNIT

CENTRAL COOLANT SYSTEM

BARNES 1,800 GPM WATER SOLUBLE COOLANT/2,200 LB ALUMINUM CHIPS/HOUR CENTRAL COOLANT SYSTEM CONSISTING OF: (2) Kleenall Mdl. RD-660 Chip Filter Base Units, 60"H X 96"W X 360"L X 8,000 Gallon Fabricated Steel Clean Coolant Tank, Each w/(3) 40 HP Gusher 900 GPM Coolant Pumps, Clean Coolant Overflow Tank, Various Transfer Pumps, Piping, Central Control Panel (New 1995)

WATER PUMP SYSTEMS

BERRINGTON SKID MOUNTED COOLING TOWER WATER PUMP SYSTEM; (2) 50 HP Centrifugal Water Pumps, Push Button Controls
BERRINGTON SKID MOUNTED COMPRESSOR & QUENCH PUMP WATER SYSTEM; (2) 25 HP Centrifugal Water Pumps, Push Button Controls
BERRINGTON SKID MOUNTED WATER PUMP SYSTEM; (3) 30 HP Centrifugal Water Pumps, Push Button Controls
STA-RITE SKID MOUNTED WATER SAND FILTER SYSTEM; (2) Mdl. HPPB-30 Sand Filters, 5 HP Stainless Steel Centrifugal Water Pump, Push Button Controls

COOLING TOWER

EVAPCO COOLING TOWER

CHILLED WATER TANKS

(2) 3,000 GALLON PVC CHILLED WATER STORAGE TANKS; 10' Diameter

WATER TREATMENT SYSTEM

U.S. FILTER SYSTEM COMPANY MDL. 67/VM3-09-AAAX R.O. WATER SYSTEM; S/N 059193-06, MC10 Digital Controls
U.S. FILTER SYSTEM COMPANY WATER SOFTENER SYSTEM; S/N 059193-08
U.S. FILTER SYSTEM COMPANY CARBON FILTER SYSTEM; S/N 059193-09
U.S. FILTER SYSTEM COMPANY MDL. CD1LXX3002A4A DIONIZED WATER SYSTEM; S/N 059193-07
(10) VARIOUS SIZE PVC STORAGE TANKS TO 10,000 GALLON CAPACITY
(10) VARIOUS SIZE WATER PUMPS W/ CONTROLS

**LEASE/FINANCING AVAILABLE DIRECT FROM
Charcole Capital Corporation • www.charcolecapi.com**

TO SCHEDULE AN AUCTION OR APPRAISAL

CALL 818.508.7034

**COOLING TOWER • CHILLED WATER TANKS • WATER TREATMENT SYSTEM • LIFT TRUCKS & RELATED
CATWALKS • VIDMAR TYPE SHELVING UNITS • SHOP & SUPPORT EQUIPMENT • OFFICE FURNITURE**



Berrington Skid Mounted Cooling Tower Water Pump System



Buehler Economet Grinder Polisher



(2) 72" Wide Atotech Salt Spray Cabinets



(42) 36" Wide X 22" Deep X 87" High Combination Steel Shelving Units w/Vidmar Style Cabinets



U.S. Filter System Company Water System



Formica Top Tables w/Chair Units



Office Cubicle Units



15,000 LB Yale Sit-Down Rider Type Electric Lift Truck



10,150 LB Caterpillar Sit-Down Rider Type Electric Lift Truck

LIFT TRUCKS & RELATED

15,000 LB YALE MDL. ERC150KBN72SV096 SIT-DOWN RIDER TYPE ELECTRIC LIFT TRUCK; S/N N455529, Battery Missing

10,150 LB CATERPILLAR MDL. M120D SIT-DOWN RIDER TYPE ELECTRIC LIFT TRUCK; S/N 8AG00689, Side Shifter Attachment, 8' Long Forks

10,000 LB HYSTER MDL. S100B SOLID TIRE LP GAS LIFT TRUCK; S/N A017001518Y, 206" Max Lift, Monotrol Pedal

(3) 9,450 LB HYSTER HEAVY DUTY FORKLIFTS MODEL E100XLS, Battery Powered Sit Down Rider, Automatic Transmission, Year 1999, Drivers Overhead Protection, Power Steering, Hydraulic Side Shifting Forks, Comes w/Heavy Duty Industrial Battery, S/N: C098V05607W, C098V05613W, C098V05604W

8,000 LB CLARK MDL. C500-S80 SOLID TIRE LP GAS LIFT TRUCK; S/N 685-0229-9150, 188" Max Lift

5,000 LB TOYOTA MDL. 5FBCU25 SIT-DOWN ELECTRIC LIFT TRUCK; S/N 63194, 36-Volt Battery, 189" Max Lift

5,000 LB MITSUBISHI FORKLIFT MODEL FGC25K, YEAR 2002, LP Gas Engine, Automatic Transmission, Power Steering, Drivers Overhead Protection, Forks, S/N: AF82D90033

4,400 LB HYSTER FORKLIFT, BATTERY POWERED SIT DOWN RIDER MODEL E50XM, 3 Stage Mast, S/N F108V10879U, Automatic Drive, Power Steering, Drivers Overhead Protection, Hydraulic Forks. Unit Comes w/Heavy Duty Industrial Battery.

3,500 LB CLARK FORKLIFT, MODE ESM17, Year 2002, Battery Powered, Stand Up Rider Narrow Aisle Forklift, Automatic Transmission, Drivers Overhead Protection, Hydraulic Forks, Comes w/Heavy Duty Industrial Battery, S/N: ESM24703368724

3,000 LB CATERPILLAR FORKLIFT, MODE F30, Battery Powered-Sit Down Rider Narrow Aisle Forklift, Automatic Transmission, Drivers Overhead Protection, Power Steering, Standard Pallet Forks, Comes w/Heavy Duty Industrial Battery, S/N: 5DB0605

3,000 LB (APPROX.) TOYOTA THREE-WHEEL SIT-DOWN ELECTRIC LIFT TRUCK; 3-Stage Mast, No Battery

3 TON X 22' SPAN BHS A-FRAME BATTERY HANDLING SYSTEM; A-Frame w/ 4-Way Pendant, Electric Hoist & Battery Lifting Fixture, 28' & 16' Battery Racks w/ Battery Base & Charger Rack

(5) HOBART BATTERY CHARGERS

CATWALKS

MODULAR STEEL CATWALK PLATFORMS CONSISTING OF: 25' X 25' X 15' High Section, 10' X 100' X 15' High Section, 8'W X 32' X 10' High Section, 18'W X 75'L X 10' High Section, and Other Various Sizes, Most Supporting Conveyor, Most Modular Bolt Together Construction, Heavy Structural Frame, Steel Grate Decking, Various Configurations


VIDMAR TYPE SHELVING UNITS

(42) 36" WIDE X 22" DEEP X 87" HIGH COMBINATION STEEL SHELVING UNITS W/VIDMAR STYLE CABINETS; Most Vidmar Style Units Have 7-Drawers

(27) SECTIONS 36" WIDE X 22" DEEP X 87" HIGH STEEL SHELVING

SHOP & SUPPORT EQUIPMENT


SHOP EQUIPMENT CONSISTING OF: (8) 1.5 Cubic Yard Jesco Portable Dump Hoppers, (6) 4 Cubic Yard Jesco Portable Dump Hoppers, (4) ¾ Cubic Yard Jesco Portable Dump Hoppers, Lyons Cantilever Storage Racks, Heavy Duty Steel Die Storage Racks, Lifting Eyes, Steel Shelving, 2-Door Steel Storage Cabinets, Safety Belts, Steel Pry Bars, 60" X 90" Heavy Duty Portable Welding Table, Rydlyme Portable Shop Vacuum, 8' Portable Step Ladder, Hitachi Shop Saw, Tank Cart w/ Torch, Guages & Hose, Portable Hydraulic Filter Pump, Shop Fans, Spill Containment Platforms, Portable Carts, Heavy Duty Steel Horses, Tank Carts, Two-Wheel



Prab Chip Reclaim Unit



Deep Dbl. Shot Blast Room w/BCP Dust Collection Sys.



(3) 9,450 LB Hyster Heavy Duty Forklifts

SHOP & SUPPORT EQUIPMENT (Continued)

Hand Trucks, Battery Charger, Aluminum & Fiberglass Step Ladders, Hydraulic Floor Jack, Toolboxes, Pipe Vise Stand, Shop Vacuums, Banding Cart w/ Tools, Flammable Storage Cabinets, Aluminum Picnic Benches, Clothes Lockers, Drum Pumps, PVC Pipe, Electric Conduit Pipe, Pneumatic & Hydraulic Cylinders, Hydraulic Pump Motors, Electric Motors, Hydraulic Fittings, Electric Wire, Hard Hats, Kevlar Protective Clothing, Face Shields, Painter's Coveralls, Cloth Gloves, Air Filters, Plastic Tubing, Brass Air Fittings, Fan Belts, Tool Balancers, O-Rings, Misc. Electrical Supplies, Fanuc Robot Parts, Fuses, Conduit Fittings, Pipe Fittings, Bearings, Sprockets, Gear Reducers, Pyrotek Supply Parts for Furnaces, Ejector Pins & Bushings, Parts for Chip Collection/Coolant Line, Powder Coat, Wash & Oven Lines, Large Motors to 75 HP w/ Pump Assemblies, Small Skid Mount Pump Assemblies, Conveyor Drive Motors, Blower Units, Electric Panels, Starter Switches, Transformers, New Okuma I.D. Toolholder Blocks, Carbide Insert Boring & Cutting Tools, Carbide Insert Boring Bars, Okuma & Chiron Machine & Control Repair Parts, New Wagner Powder Coat Pump, New Okuma Stator & Fixture, & Many Other Related Items

OFFICE FURNITURE

OFFICE FURNITURE & CAFETERIA EQUIPMENT CONSISTING OF: (20) 30" X 60" Formica Top Tables; (40) Upholstered Stack Chairs, (3) 24" X 48" Formica Top Tables w/(4) Attached Chair Units, (2) 36" X 36" Formica Top Tables w/ (4) Attached Chair Units, (2) 24" X 24" Formica Top Tables w/ (2) Attached Chair Units, (2) 60" Round Formica Top Tables w/ (6) Attached Chair Units, (2) 36" Round Formica Top Tables w/ (4) Attached Chair Units, (2) True 2-Sliding Glass Door Upright Refrigerators, & Many Other Related Items

LODGING

Ramada Inn • 525 Dale Drive, Sparta, KY (859) 567-7223
Best Western • 10 Slumber Lane, Carrollton, KY (502) 732-8444
Hampton Inn • 7 Slumber Lane, Carrollton, KY (502) 732-0700

DIRECTIONS

FROM: I-71, 40-Miles Southwest of Cincinnati Exit at No. 57 (Ky Rt-35) Towards Sparta/Warsaw. Proceed North on Ky-35 for 6 ½ Miles to US Rt.-42 in Downtown Warsaw. Turn Right & Proceed 1 ¼ Mile East on Rt.-42 to Sale Site on Left.

**LIVE
ON-SITE &
WEBCAST**

MACHINERY AUCTION

WEDNESDAY, JUNE 18, 2008

Plant Closed

ATS LIGHT ALLOY WHEELS KENTUCKY, LLC

“WORLD CLASS” ALUMINUM WHEEL MANUFACTURING FACILITY

AUCTION

Wednesday, June 18, 2008
Beginning at 10:00am

PREVIEW

Tuesday, June 17, 2008
10:00am to 4:00pm


LOCATION

901 East Main Street
Warsaw, KY 41095

FOR THE COMPLETE TERMS & CONDITIONS OF THE AUCTION • Please visit our website www.BIDITUP.com and click on ATS LIGHT ALLOY WHEELS KENTUCKY, LLC

Thinking of having an auction or need an appraisal? Call us at 818.508.7034

**FEATURED AUCTION
WEDNESDAY, JUNE 18, 2008
Warsaw, KY
Plant Closed
ATS LIGHT ALLOY WHEELS
KENTUCKY, LLC
“WORLD CLASS”
ALUMINUM WHEEL
MANUFACTURING
FACILITY**



BIDITUP™
AUCTIONS & APPRAISALS WORLDWIDE
11426 Ventura Boulevard
Studio City, California 91604
Phone: 818.508.7034
Fax: 818.508.3025
info@biditup.com


Auctioneers

Jeffrey L. Luggen, KY License #RP 7066
Jerome A. Luggen, KY License #RP 7067

MACHINERY AUCTION, LOOK INSIDE!

**ATTENTION: PLANT MANAGER
OR EQUIPMENT BUYER**

For a Complete Listing of
Upcoming Auctions
Visit www.BIDITUP.com
Register Online and Receive Auction
Updates and Information via E-mail.



**ONLINE
BIDDING
AVAILABLE**

BidSpotter.com

For more information, visit
www.BIDITUP.com